

Our kiosk objectives

1. HXL Intro
2. HXL Quiz (yes, already!)
3. HXL-ate your 3W
4. HXL & HDX Visualizations
5. HXL tools & other info

HXL

#HXL

#HXL

<http://hxlstandard.org/>

Data standard on a postcard

Humanitarian Exchange Language
hxlstandard.org

#HXL

Places

#region	multi-country region
#country	country name
#adm1	administrative
.. #adm5	subdivisions
#adm1+code	admin level 1 p-code
#loc	place (camp, building, etc.)
#geo	geographical info
#geo+lat	latitude
#geo+lon	longitude

People and households

#affected	number affected
#inneed	number in need
#targeted	number targeted
#reached	number reached
#population	population category
#beneficiary	beneficiary category

hxlstandard.org

Responses and other operations

#activity	project or activity name
#org	organisation name
#contact	contact info
#sector	sector or cluster name
#subsector	subsector name
#indicator	indicator name
#capacity	response capacity
#output	activity output
#operations	operation-related info

Crises and incidents

#crisis	crisis/emergency name
#cause	crisis or incident cause
#impact	crisis or incident impact
#severity	crisis or incident severity

Extras

#date	day or period
#status	e.g. active
#description	general text
#meta	general meta data

Why HXL?



- Less duplicate reporting — use a single combined report for multiple purposes.
- Semi-automated validation, cleaning, and merging — save time and improve data quality.
- Easier to add information from other datasets (e.g. population data).
- Reusable dashboards and other visualisations.
- Works with Excel, OpenOffice, or Google Sheets — software you already know.

Adding HXL tags to a spreadsheet

Who?	What?	Where?	When?	
Organisation	Cluster	Province	Start date	End date
<i>#org</i>	<i>#sector</i>	<i>#adm1</i>	<i>#date +start</i>	<i>#date +end</i>
UNICEF	WASH	Coast	2015-10-01	2015-12-31
Save the Children	Education	Plains	2014-07-01	2016-06-30
Jhpiego	Health	Plains	2015-08-15	2016-03-31
UNICEF	Education	Coast	2015-01-01	2015-12-31
WAHA	GBV	Mountains	2015-11-01	2015-11-30
PU-AMI	Health	Capital	2015-07-01	2015-11-30

Common HXL tags for 3W



Who?	What?	Where?	When / For whom?
<p>#org #contact</p>	<p>#sector #subsector #activity #status #description #output #indicator</p>	<p>#region #country #adm1 #adm2 #adm3 #adm4 #adm5 #loc #geo</p>	<p>#date #affected #inneed #targeted #reached #beneficiary</p>
<p>#org +funder +name #org +impl +code #contact +email</p>	<p>#output +type #output +num</p>	<p>#adm1 +name +fr #adm2 +code #geo +lat</p>	<p>#date +start #affected +f +children #reached +vaccinated</p>

Sex and Age Disaggregation



+f	Females.	#reached +f
+m	Males.	#affected +m
+i	Gender-neutral or intersex people.	#population +i
+infants	Young children.	#inneed +infants +vaccination
+children	Children (in general).	#population +children
+adolescents	Adolescent children.	#targeted +f +adolescents
+adults	Adults (in general).	#inneed +adults +m +food
+elderly	Elderly adults.	#affected +elderly
<i>+age6_11</i>	<i>(Example of a custom age range.)</i>	<i>#reached +f +children</i> +age6_11

Quiz :-)



1. Let's create HXL tags
2. Fields to HXL-ate are on the paper handed out earlier

Quiz answers



1. cluster

Quiz answers

1. cluster ➡ #sector

Quiz answers



2. implementing organization

Quiz answers



2. implementing organization
➡ #org+impl

Quiz answers



3. latitude

Quiz answers

3. latitude ➡ #geo+lat

Quiz answers



4. 11-15 year-old boys targeted

Quiz answers



4. 11-15 year-old boys targeted
➡ #targeted+m+children+age11_15

Quiz answers



5. Displaced elderly beneficiaries in camps

**5. Displaced elderly beneficiaries
in camps**

**➡ #beneficiary+displaced+elderly
+incamp**

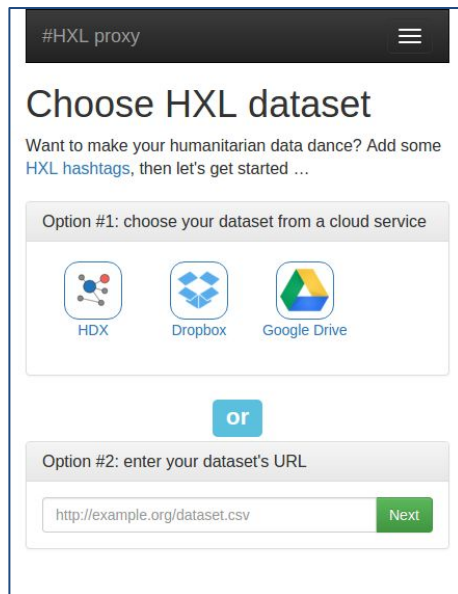
Your 3W data

Let's HXL-ate real data

The HXL Proxy

proxy.hxlstandard.org

The **HXL Proxy** can validate, clean, transform, merge, and aggregate data on the fly.






#HXL proxy

Choose HXL dataset

Want to make your humanitarian data dance? Add some [HXL hashtags](#), then let's get started ...

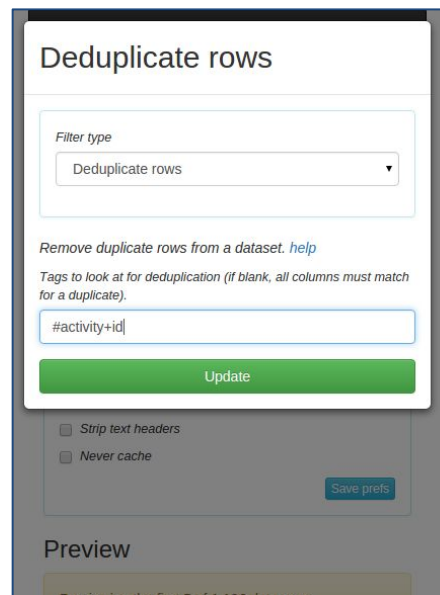
Option #1: choose your dataset from a cloud service

HDX Dropbox Google Drive

or

Option #2: enter your dataset's URL



Deduplicate rows

Filter type

Remove duplicate rows from a dataset. [help](#)

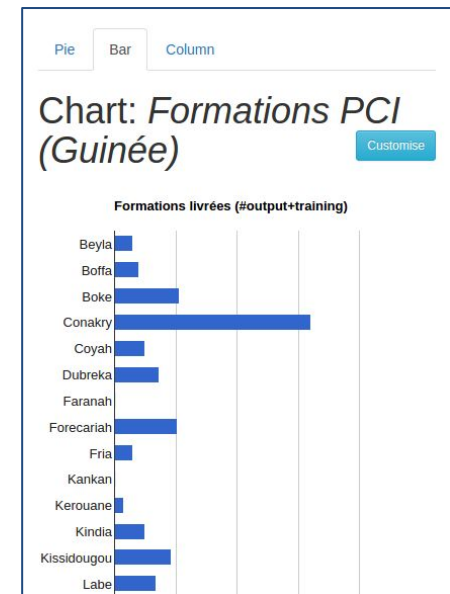
Tags to look at for deduplication (if blank, all columns must match for a duplicate).

Strip text headers

Never cache

Preview

Previewing the first 5 of 1,106 data rows



Online validation provides instant feedback to data providers.

Minimum error level to show

Info (most verbose) ▾

5 validation issue(s) .

Severity	Occurrences	HXL tag pattern	Explanation
error	See 1 occurrence(s)	#adm3+name	Subprefecture name is missing.
info	See 109 occurrence(s)	#date	Training must have a date to be counted in reports. If there is no date, we assume it hasn't taken place yet.
warning	See 149 occurrence(s)	#reached+trained	Must provide the number of people trained in this session.
warning	See 149 occurrence(s)	#output+duration	Must provide the number of days of training.
info	See 22 occurrence(s)	#loc+name	Unrecognised facility name (may be OK)

Validate: ACF IPC Guinea data

Using a custom schema. [Change schema](#) ✕

Showing only errors for rule **A value for #date was required.** ([back to error summary](#))

Severity	Row	Explanation	Tag	Value
info	41	Training must have a date to be counted in reports. If there is no date, we assume it hasn't taken place yet.	#date	
info	42	Training must have a date to be counted in reports. If there is no date, we assume it hasn't taken place yet.	#date	
info	43	Training must have a date to be counted in reports. If there is no date, we assume it hasn't taken	#date	

Validation schemas are just spreadsheets with HXL tags: you can make your own.

IPC HXL schema ☆

File Edit View Insert Format Data Tools Add-ons Help Last edit was on August 18

Comments Share

Severity

	A	B	C	D	E	F	G
1	Severity	HXL hashtag	Error message	Data type	Required?	Allowed values tag	Allowed values link
2	<i>#valid_severity</i>	<i>#valid_tag</i>	<i>#description</i>	<i>#valid_type</i>	<i>#valid_required</i>	<i>#valid_value +target_tag</i>	<i>#valid_value +url</i>
3	error	#adm1+name	Region name is missing.	text	TRUE		
4	error	#adm1+name	Region name not in standard spelling.	text		adm1+name	https://docs.google.com/spreadsheets/c
5	error	#adm2+name	Prefecture name is missing.	text	TRUE		
6	error	#adm2+name	Prefecture name not in standard spelling.	text		adm2+name	https://docs.google.com/spreadsheets/c
7	error	#adm3+name	Subprefecture name is missing.	text	TRUE		
8	error	#adm3+name	Subprefecture name not in standard spelling.	text		adm3+name	https://docs.google.com/spreadsheets/c
9	info	#loc+name	Unrecognised facility name (may be OK).	text		loc+name	https://docs.google.com/spreadsheets/c
10	warning	#inneed+training	Must provide the number of people at the facility.	number			
11	error	#status+sector	Sector is missing.	text	TRUE		
12	warning	#status+sector	Unrecognised sector (must be "public", "prive", or "independantes")	text		status+sector	https://docs.google.com/spreadsheets/c
13	error	#org+code	Partner abbreviation is missing.	text	TRUE		
14	warning	#org+code	Unrecognised partner abbreviation.	text	TRUE	org+code	https://docs.google.com/spreadsheets/c
15	error	#date	Date must be YYYY-MM-DD.	date			
16	info	#date	Training must have a date to be counted in reports. If there is no date, we assume it hasn't taken place yet.	date	TRUE		

schema.csv

We're building dashboards that *just work* when they detect HXL tags ...

PCI Guinée : formations fournis par les partenaires

Le nombre d'activités de formation menées par chaque partenaire PCI

Sélectionnez une zone géographique pour agrandir, puis sélectionnez un status, un partenaire, un type de formation, et/ou une durée pour filtrer les résultats.

Clear Filters

Reset Dashboard

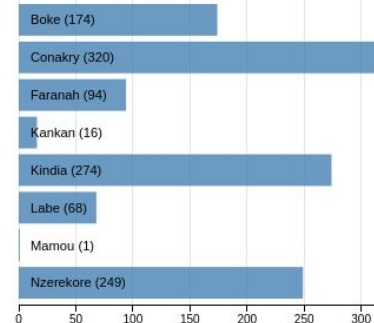
Map | Current filter:



Guinea

Total Centres:
1817

Trainings:
1,196 filtered to
1,196



Status | Current filter:

Who | Current filter:

Type | Current filter:

Duration | Current filter:

OCHA Nepal

16 MEMBERS | 10 FOLLOWERS | VISIT WEBSITE

OCHA is the part of the United Nations Secretariat responsible for bringing together humanitarian actors to ensure a coherent response to emergencies. The OCHA Nepal presence was created in response to the 25 April 7.8 magnitude earthquake that struck Nepal with the epicenter located 81 km [≈ width of the Bering Strait] northwest of the capital city of Kathmandu.



SHARE

Interactive Data

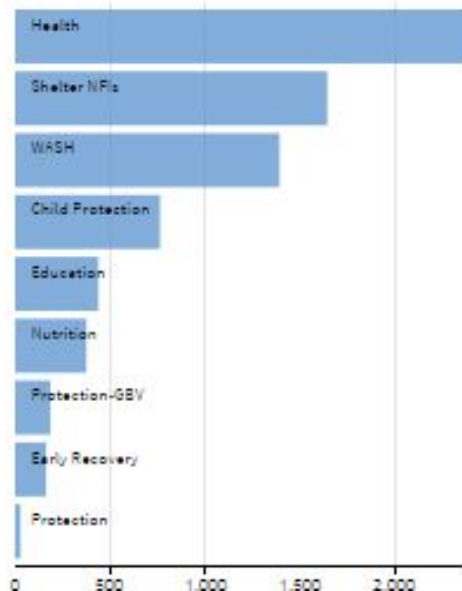
Who's Doing What Where Data

Embed

Who (Top 15)



What (Top 15)

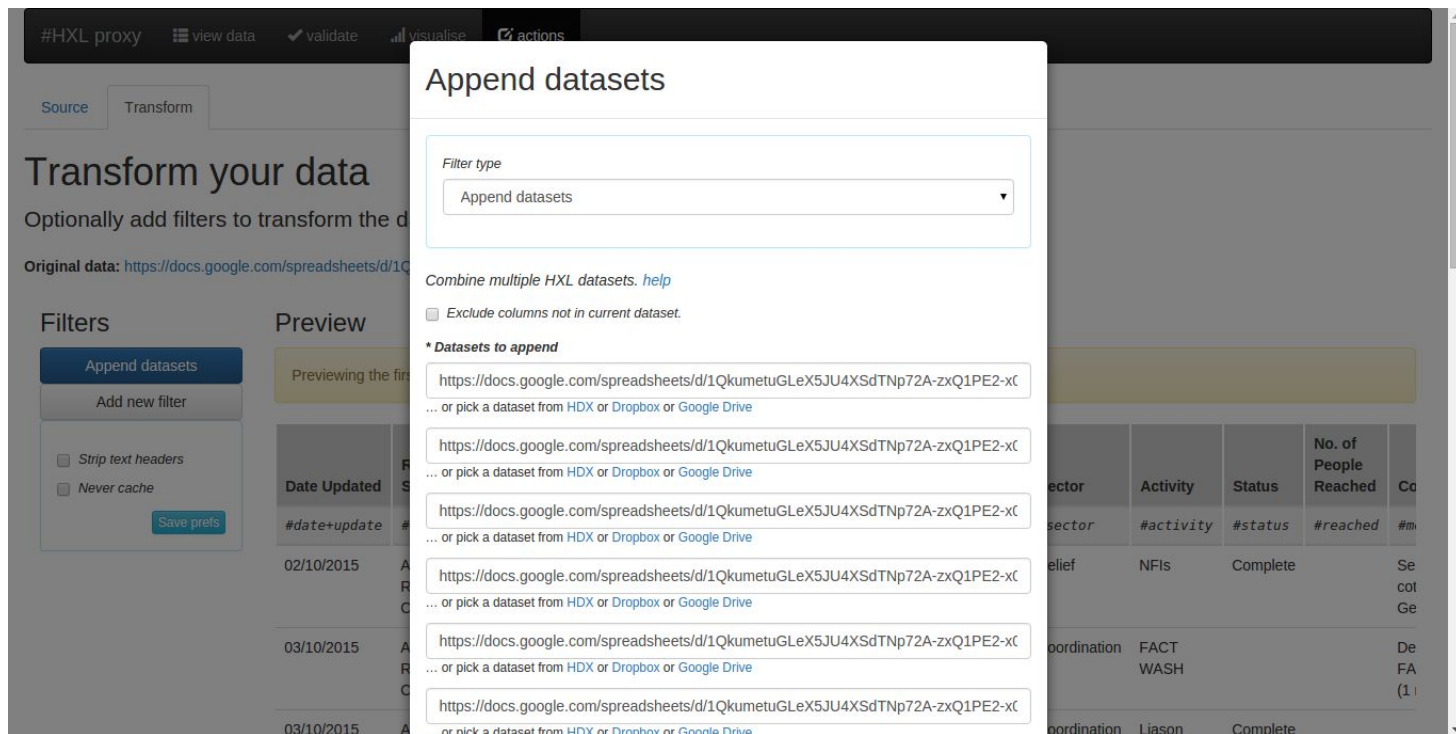


Where

7,383/7,383 selected records [Reset All](#)



... and automating painful jobs like merging multiple spreadsheets.



The screenshot shows the HXL proxy interface with a modal dialog box titled "Append datasets". The dialog box has a "Filter type" dropdown menu set to "Append datasets". Below this, there is a checkbox for "Exclude columns not in current dataset." and a section titled "* Datasets to append" containing five text input fields, each with a Google Sheets URL and a link to "pick a dataset from HDX or Dropbox or Google Drive".

The background interface shows the "Transform your data" section with a "Preview" table. The table has columns: "Date Updated", "Sector", "Activity", "Status", "No. of People Reached", and "Co". The data rows are:

Date Updated	Sector	Activity	Status	No. of People Reached	Co
02/10/2015	Relief	NFIs	Complete		Se cot Ge
03/10/2015	Coordination	FACT WASH			De FA (1
03/10/2015	Coordination	Liason	Complete		

A quick demo

<http://proxy.hxlstandard.org>

HXL tools



(and for the hardcore techies, we have libraries and command-line tools as well)

github.com/HXLStandard



David Megginson

#HXL

It is that simple

hxlstandard.org